

THE ETHIOPIAN NATIONAL PROJECT
EVALUATION OF THE SCHOLASTIC
ASSISTANCE PROGRAM (SPACE)

Matriculation Results of Twelfth-
Graders in 2011/12:
Main Findings

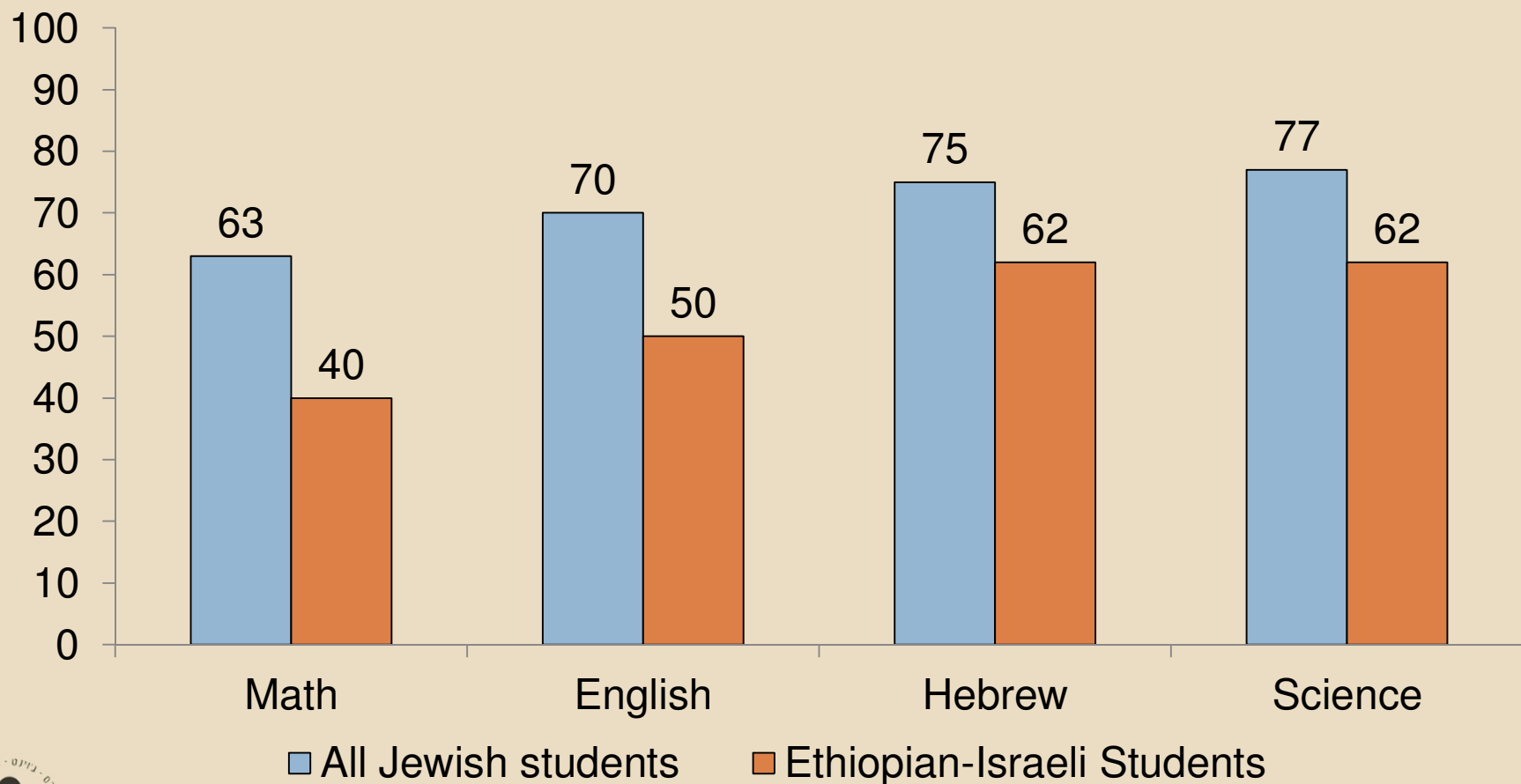
Dalia Ben-Rabi, Ruth Baruj-Kovarsky, Viacheslav
Konstantinov

Engelberg Center for Children and Youth
Myers-JDC-Brookdale Institute

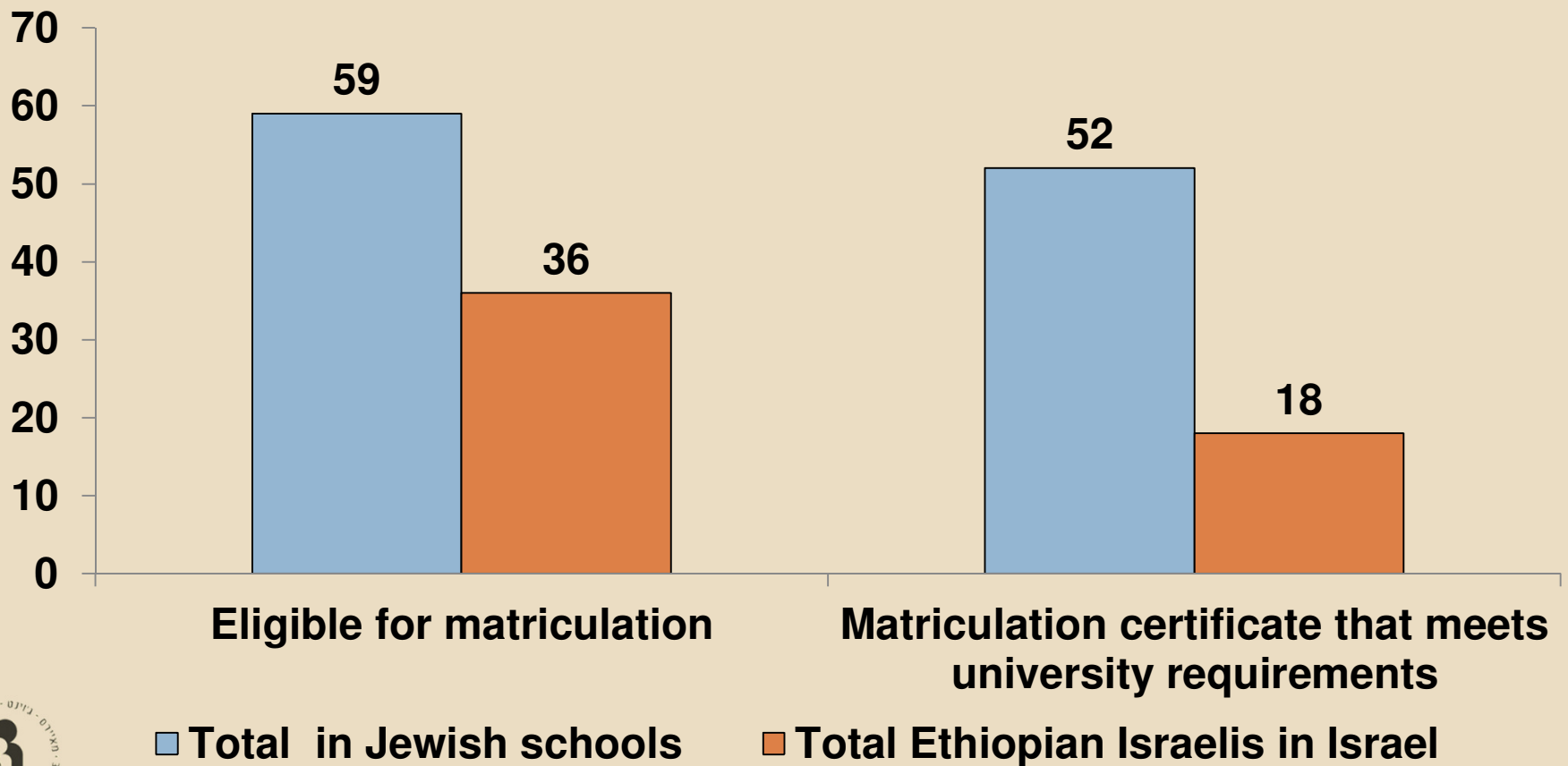


June 2014

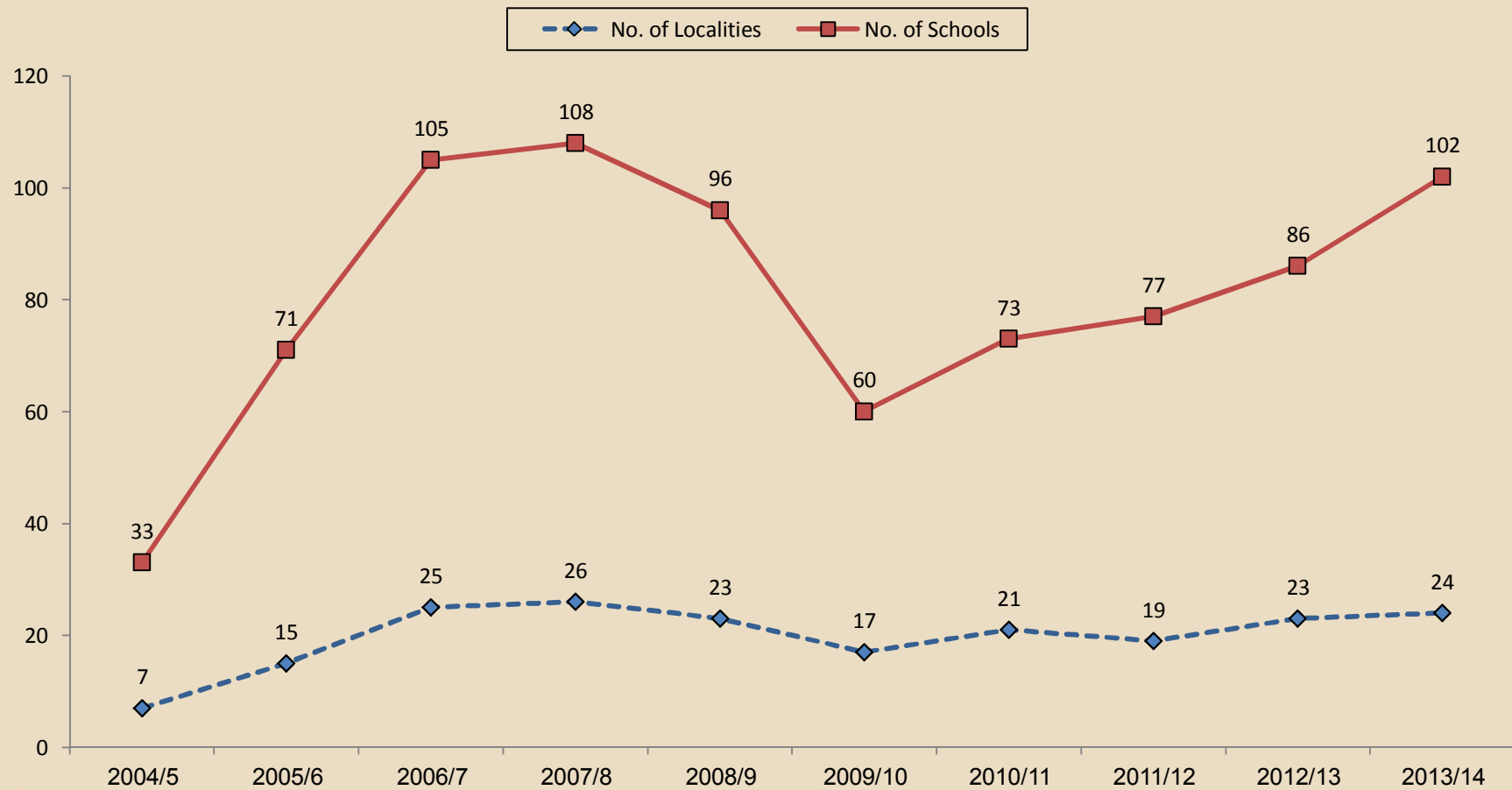
At the Beginning of the Program (2004/5), the Scores of Ethiopian-Israeli 8th Graders in the GEMS Exams Were Lower than Those of All Jewish Students in Israel (Average Score)



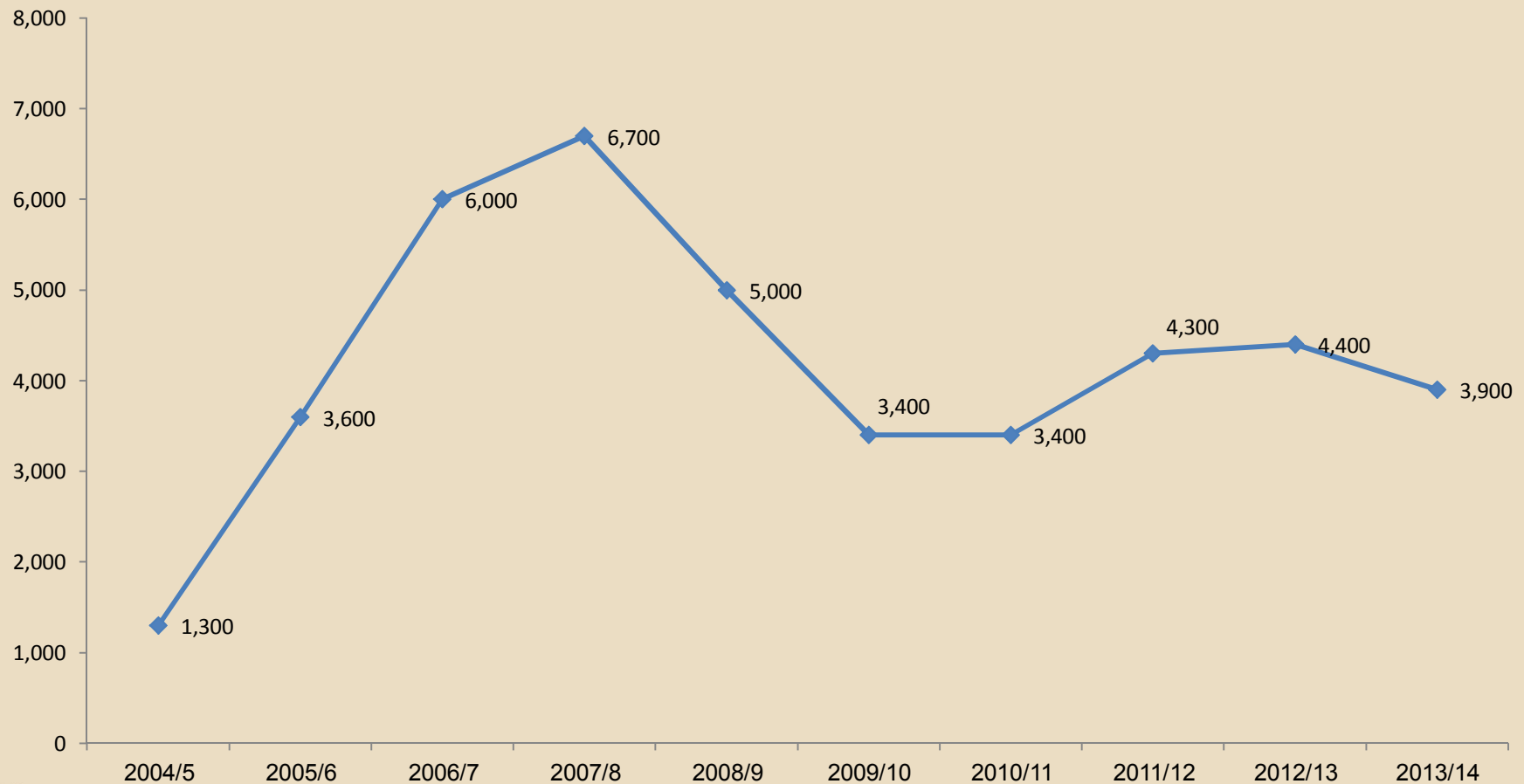
At the START of the Program (2004/5), Achievements of Ethiopian-Israeli 12th Graders Were Much Lower Than Those of Other Jewish Students (%)



Number of Schools and Localities Participating in the Scholastic Assistance Program throughout the Years of Implementation (2004/5-2012/13)



Number of Students Participating in the Scholastic Assistance Program throughout the Years of Implementation (2004/5-2012/13)



Characteristics of the Twelfth-Graders in the Program who took Matriculation Exams in 2012

- ❖ 400 twelfth-graders from 43 schools
- ❖ Constituting 15% of the total Ethiopian-Israeli twelfth-grade students in Israel
- ❖ Constituting 66% of Ethiopian-Israeli twelfth-grade students at schools in the program
- ❖ Most (78%) were at schools that had been in the program for at least 5 years

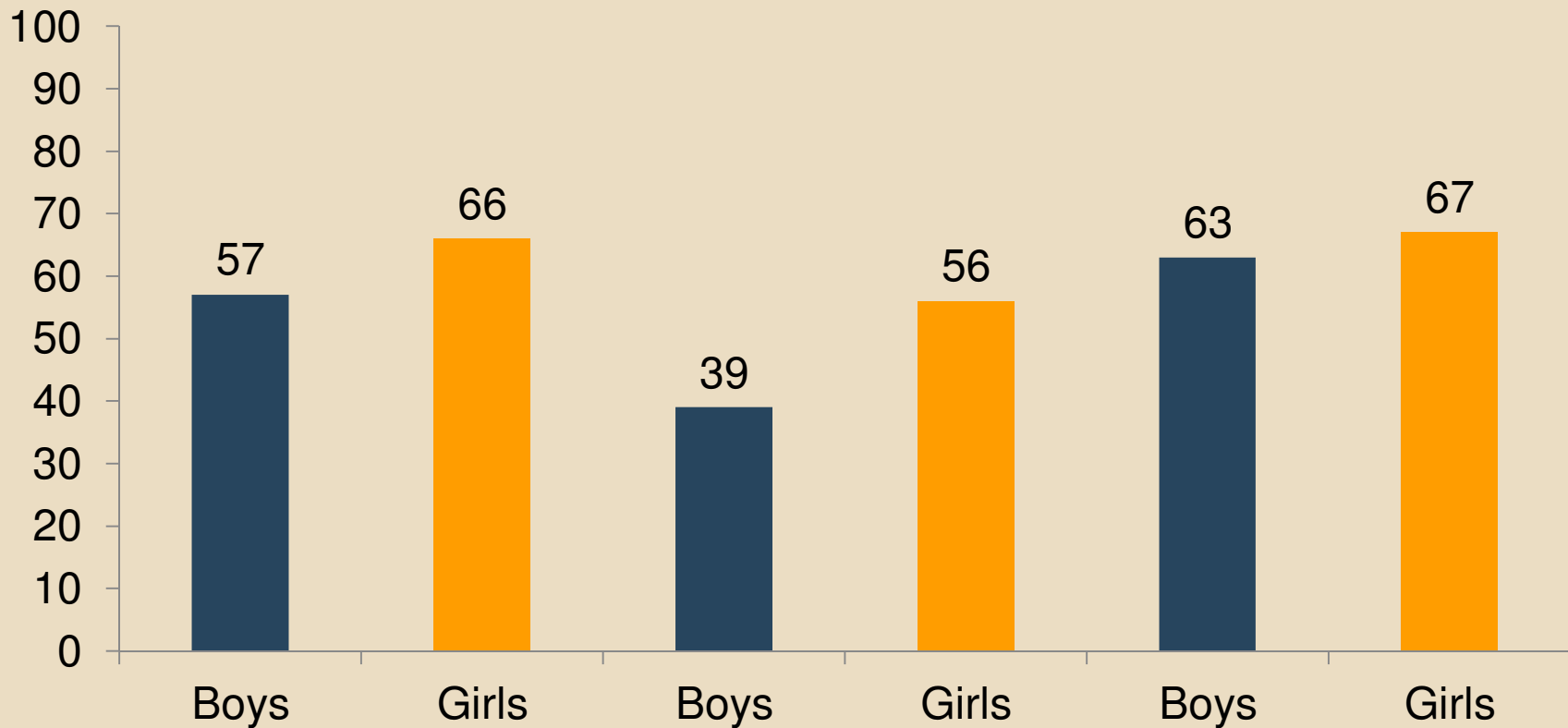
Personal Characteristics of the Twelfth-Graders in the Program who took Matriculation Exams in 2012

- About a third (36%) were boys
- Most (70%) were born in Israel
- Their families had an average of 5 children
- About half (51%) of their mothers had no schooling or information was unavailable
- Over half (58%) were at State-Religious schools
- On average, 17% of the students at their schools were Ethiopian Israelis

The Matriculation Scores of Program Participants in 2011/12 were Higher than Total Ethiopian-Israeli Students and Close to those of All Students in State and State-Religious Hebrew-Speaking Schools

Program Participants	Total Ethiopian-Israelis in Israel	Students in State and State Religious Hebrew-Speaking Schools	
400	2,669	74,920	Number of 12th-graders
82	65	75	Percentage of students taking 14+ units (close to eligible)
63	47	65	Percentage of students eligible for matriculation certificate
40	28	56	Percentage of students eligible for matriculation certificate meeting university requirements

The Rate of Eligibility for Matriculation Certificates in 12th grade was Higher among the Girls than among the Boys (2011/12) (Percent)

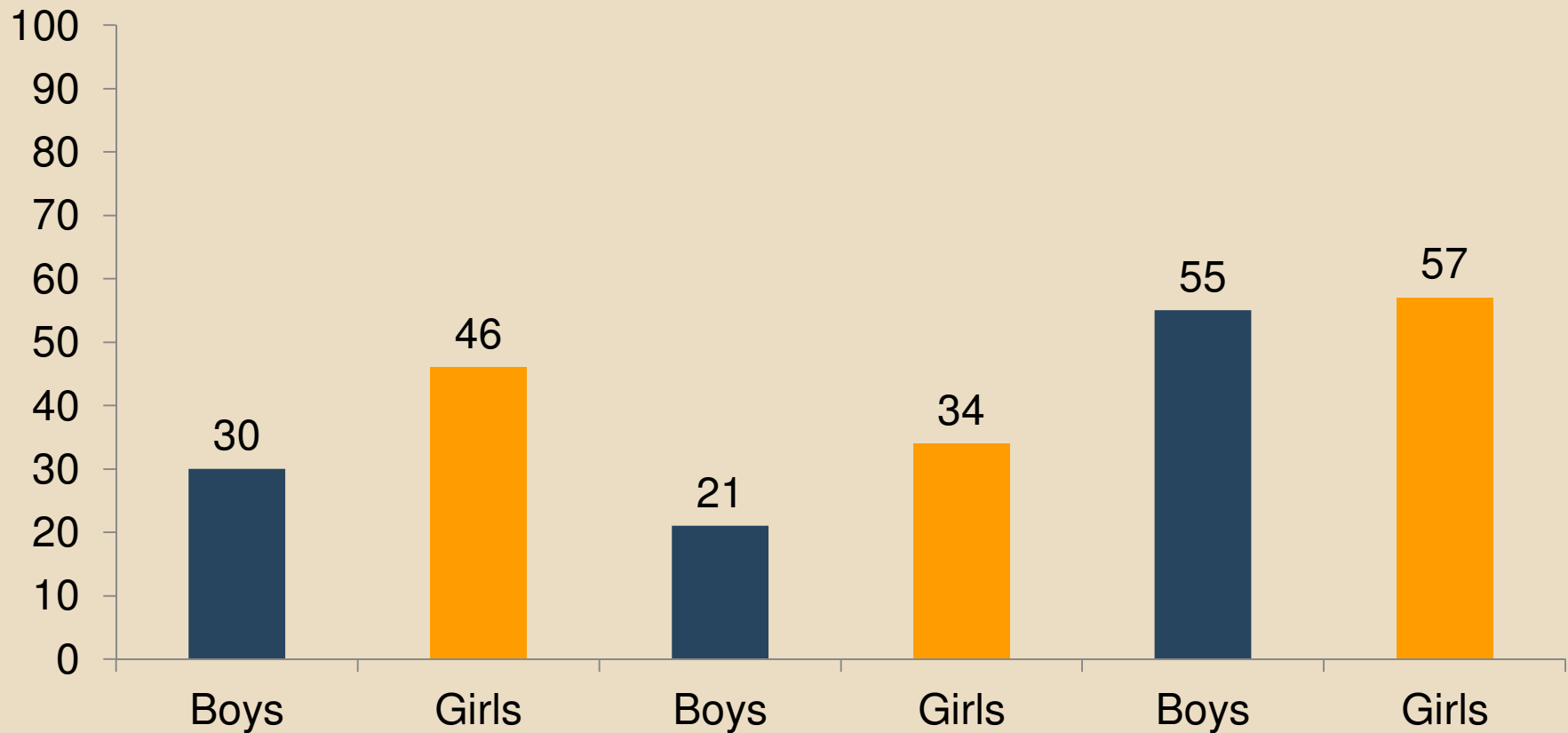


Program participants
257 girls and 143 boys

Total Ethiopian-Israeli
1,379 girls and 1,290 boys

Total Jewish
40,255 girls and 34,665 boys

The Rate of Eligibility for Matriculation Certificates Meeting University Requirements in 12th Grade was Much Higher among the Girls than among the Boys (2011/12) (Percent)



Program participants
257 girls and 143 boys

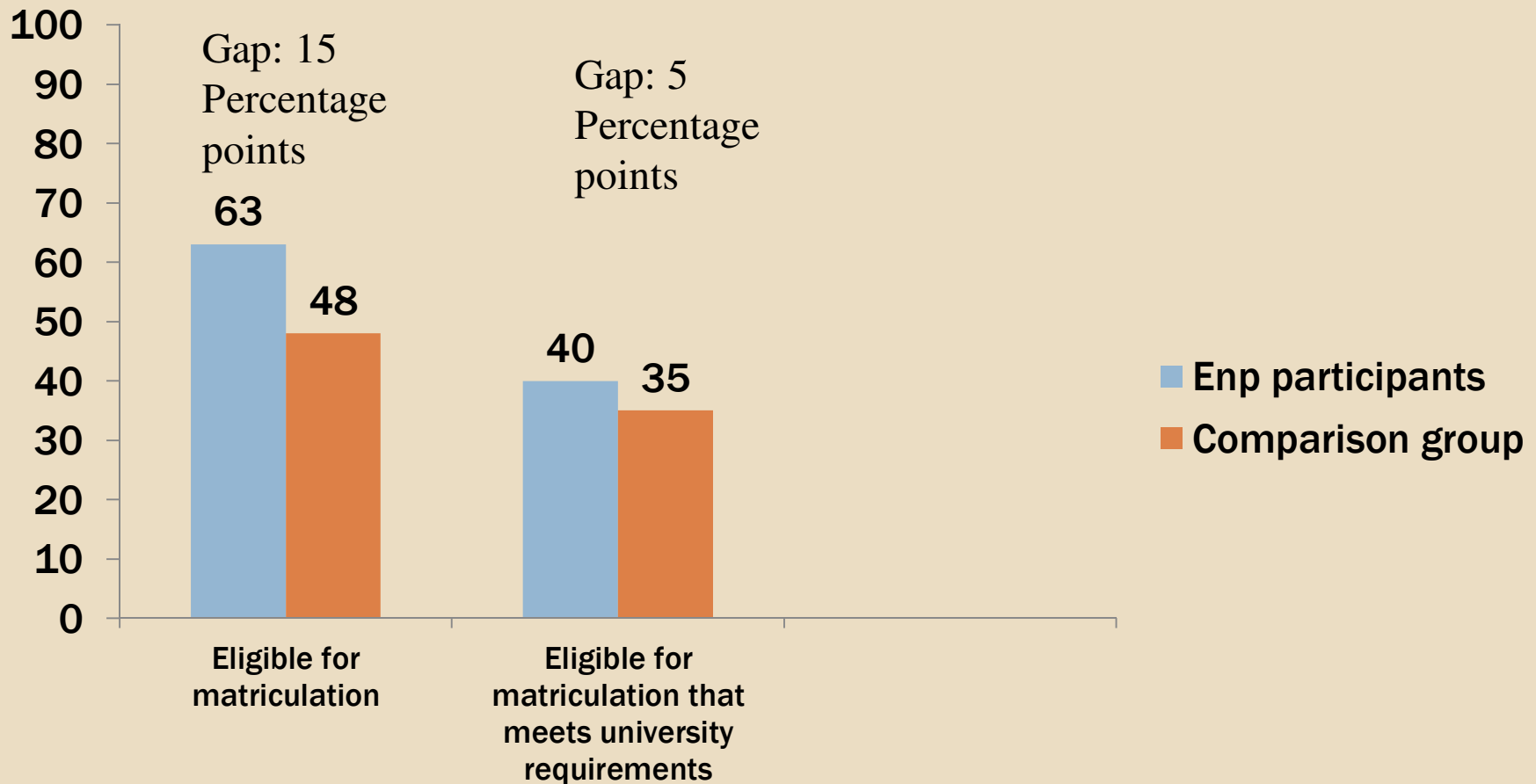
Total Ethiopian-Israeli
1,379 girls and 1,290 boys

Total Jewish
40,255 girls and 34,665 boys

¹How much of the difference can be attributed to the program itself

- The results for Ethiopian-Israeli students in the SPACE program were compared with those of Ethiopian-Israeli students with **similar characteristics** in schools not in the program.
- The differences between the two groups may be interpreted as the impact of the program.
- It is important to note, however, that the comparison schools may also have had various special assistance programs in which the Ethiopian-Israeli students participated. Thus, we are comparing the additional value of the ENP as opposed to whatever other forms of assistance existed in the comparison schools.

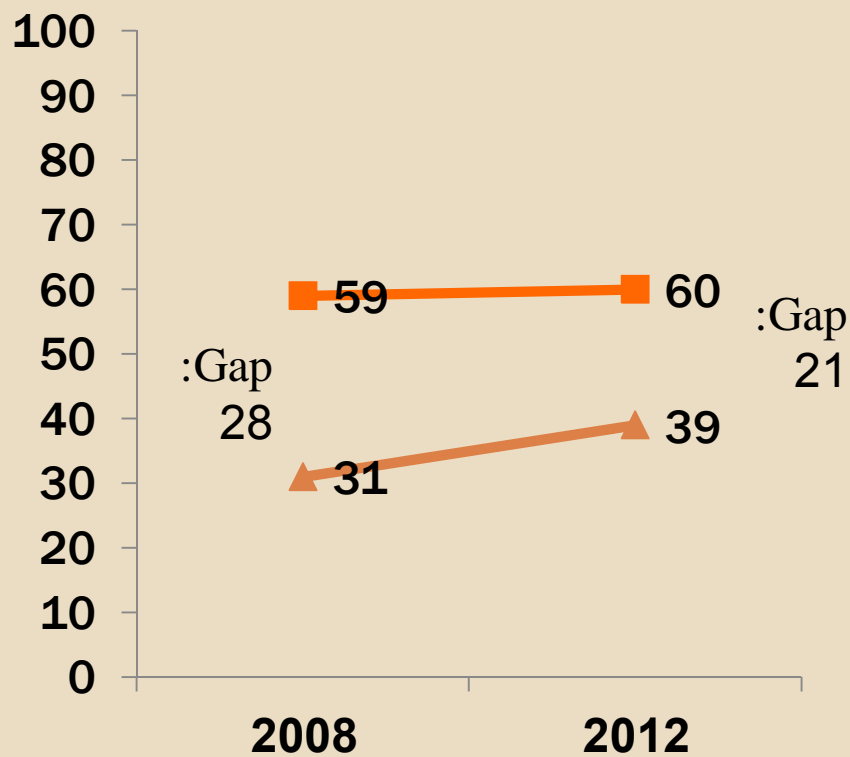
The achievements of ENP participants are higher than those of Ethiopian-Israeli non-participants, with similar characteristics, from similar schools (%)



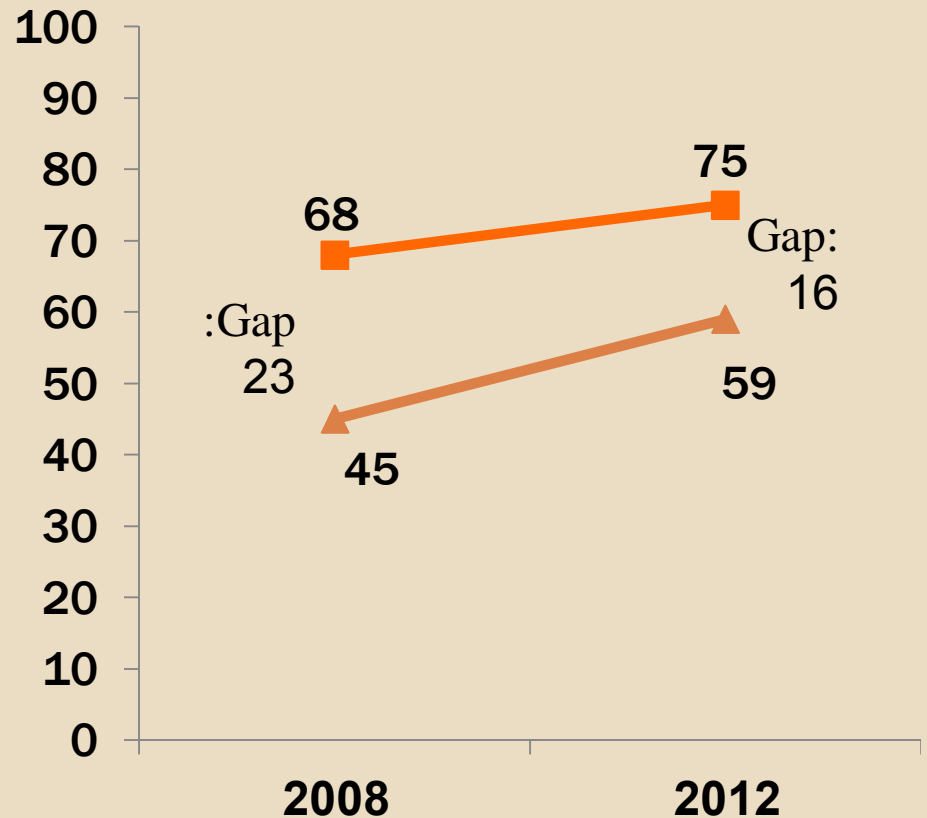
The gap between the achievements of Ethiopian-Israeli participants of ENP and non-Ethiopian students at the same schools has declined as Students Have Had the Opportunity for More Years of Exposure (% of Students Eligible for Matriculation Certificates, 2008-2012)

■ Non-Ethiopian students, 23 schools

▲ ENP participants, 23 schools



Eligible for matriculation that meets university requirements



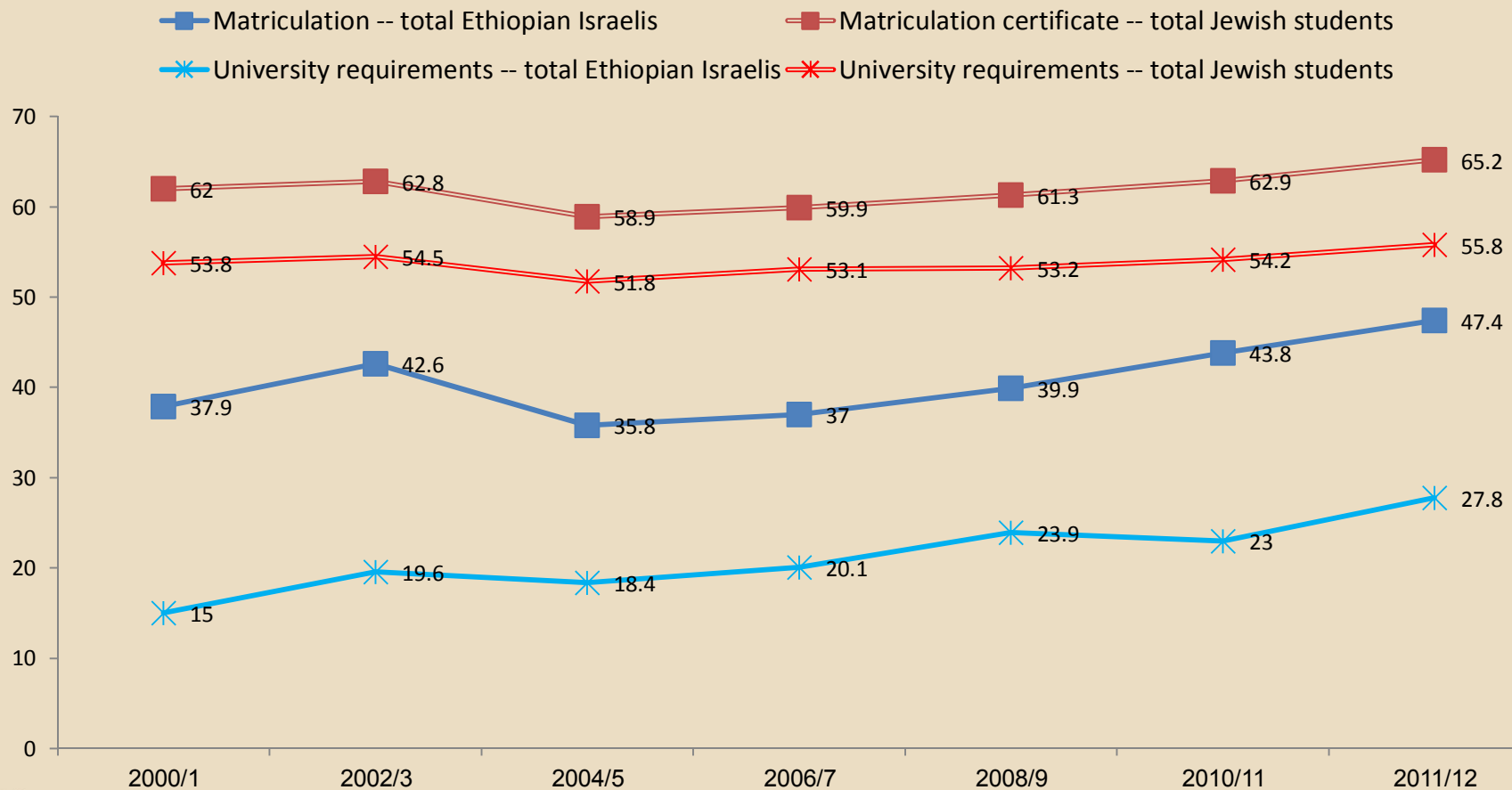
Eligible for matriculation



The Program Impacted Particularly on Students With Lowest Scholastic Achievements in Eighth Grade (2008-2010, %)

- Passed 14+ study units: an advantage of 18 percentage points vs. comparison group (37% improvement)
- Eligible for matriculation: an advantage of 8 percentage points vs. comparison group (23% improvement)
- Eligible for matriculation that meets university requirements: an advantage of 7 percentage points vs. comparison group (108% improvement!)

Over the years, there has been an increase in the eligibility for matriculation certificates and certificates meeting university requirements among all Ethiopian Israelis – 2000/1 to 2011/12



(Summary (1

- The percentage of Ethiopian-Israeli students in the program who are eligible for matriculation certificates, particularly the girls, is close to that of all Jewish students.
- Many more students are very close to achieving eligibility for matriculation certificates.
- The program had a significant impact on the matriculation results of the participating students, compared to Ethiopian-Israeli students at similar schools with similar characteristics.

SUMMARY (2)

- The impact of the program increased with the increase in the number of years that the schools participated in the program.
- The program had a particularly strong impact on students who had been low achievers in 8th grade.
- The program also had an impact on eligibility for matriculation certificates meeting university requirements (conditional upon taking a high level exam in English), although in this aspect, the gaps between the participants and the total population were greater.
- In recent years there has been an improvement in the matriculation results of all Ethiopian-Israeli students in Israel even though there are still considerable gaps between their results and those of the total Jewish students.

